

East Region

2024 Point-in-Time Count Data

East Region			
Emergency Shelter	Safe Haven	Transitional Housing	Unsheltered
168	0	363	701*
Total: 1,232			

* Includes Caltrans Count of 126

Homeless Profile	% of Unsheltered Persons*	# of Homeless Persons	% Sheltered Persons*	# Sheltered Persons
Veteran	8%	53	5%	28
Female	27%	97	49%	261
Families	2%	11	66%	349
Youth	6%	43	47%	252
Chronically Homeless	44%	305	4%	22

*Percentages rounded to nearest whole number

Housing Inventory	Beds	Utilization
Emergency Shelter	230	73%
Safe Haven	-	-
Transitional Housing	486	75%
Permanent Supportive Housing	15	73%
Rapid Re-Housing	601	100%
Other Permanent Housing	-	-



2023-2024

Year Comparisons

	2023 Total	2024 Total	2023-2024 Overall Change
Region	Total	Total	% of Total
East	1703	1232	-28%

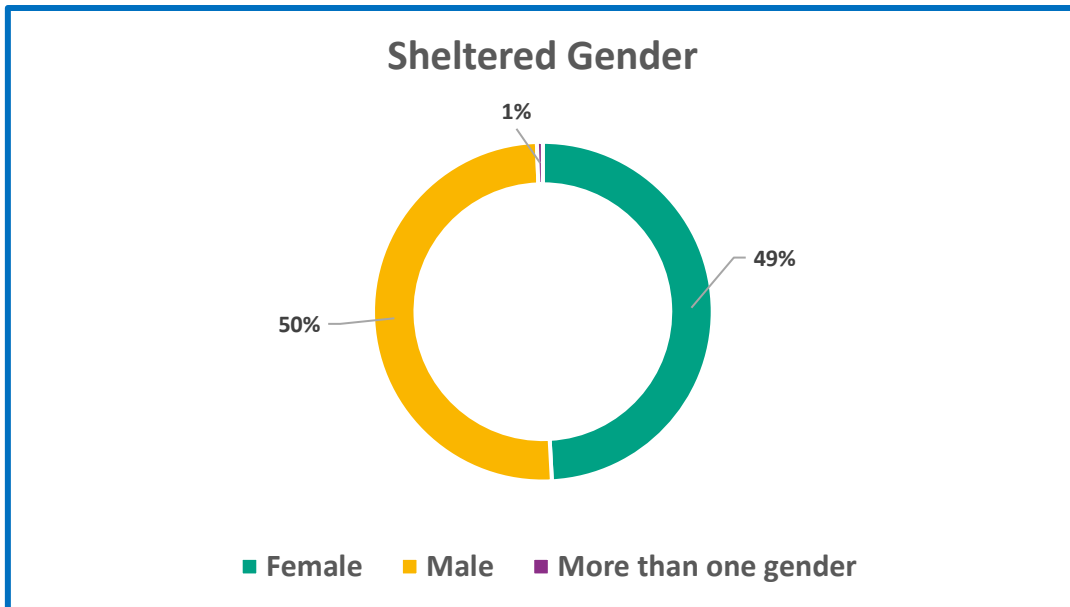
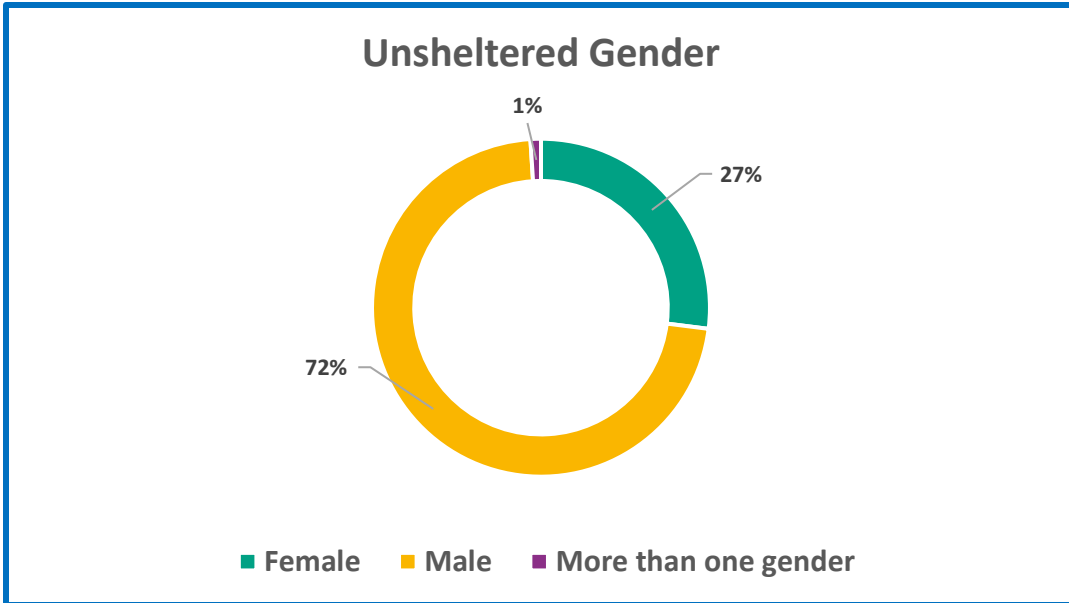
	2023 Unsheltered	2024 Unsheltered	2023-2024 Unsheltered Change
Region	Count	Count	% of Total
East	528	701	33%

	2023 Sheltered				2024 Sheltered	2023-2024 Sheltered Change
Region	ES	TH	SH	Total	Total	% of Total
East	881	294	0	1175	531	-55%
2024 Sheltered Count breakdown by Project Type						
ES	TH		SH			
168	363		0			

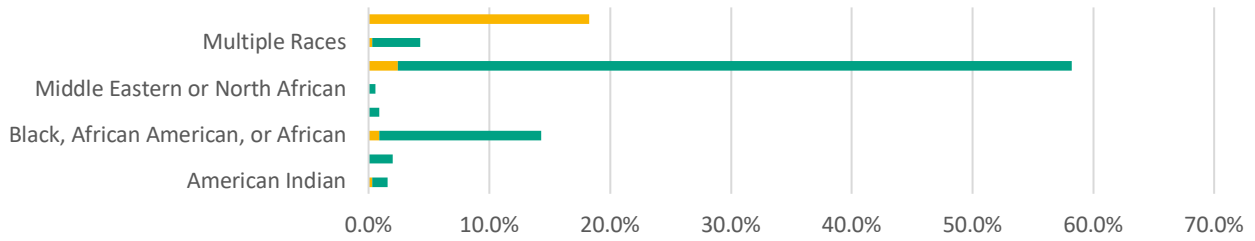


2024 East Region

Demographics



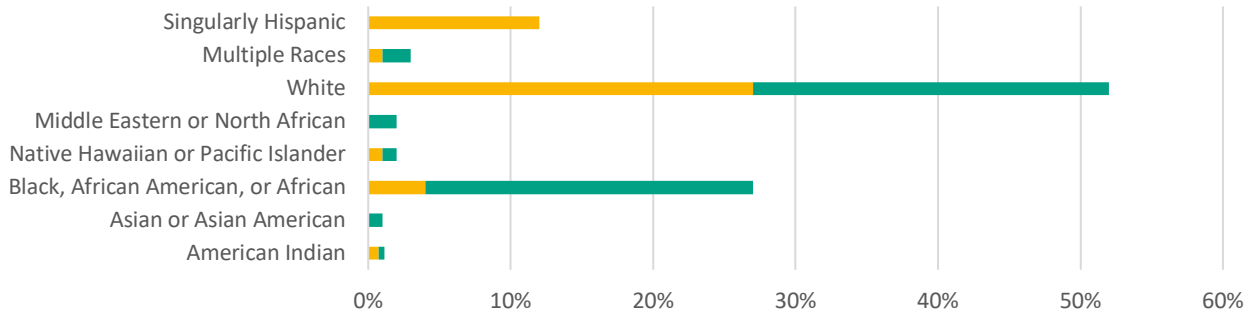
Unsheltered Race



	American Indian	Asian or Asian American	Black, African American, or African	Native Hawaiian or Pacific Islander	Middle Eastern or North African	White	Multiple Races	Singularly Hispanic
Hispanic	0.3%	0%	1%	0%	0%	2%	0.3%	18%
Non-Hispanic	1%	2%	13%	1%	1%	56%	4%	0

■ Hispanic ■ Non-Hispanic

Sheltered Race



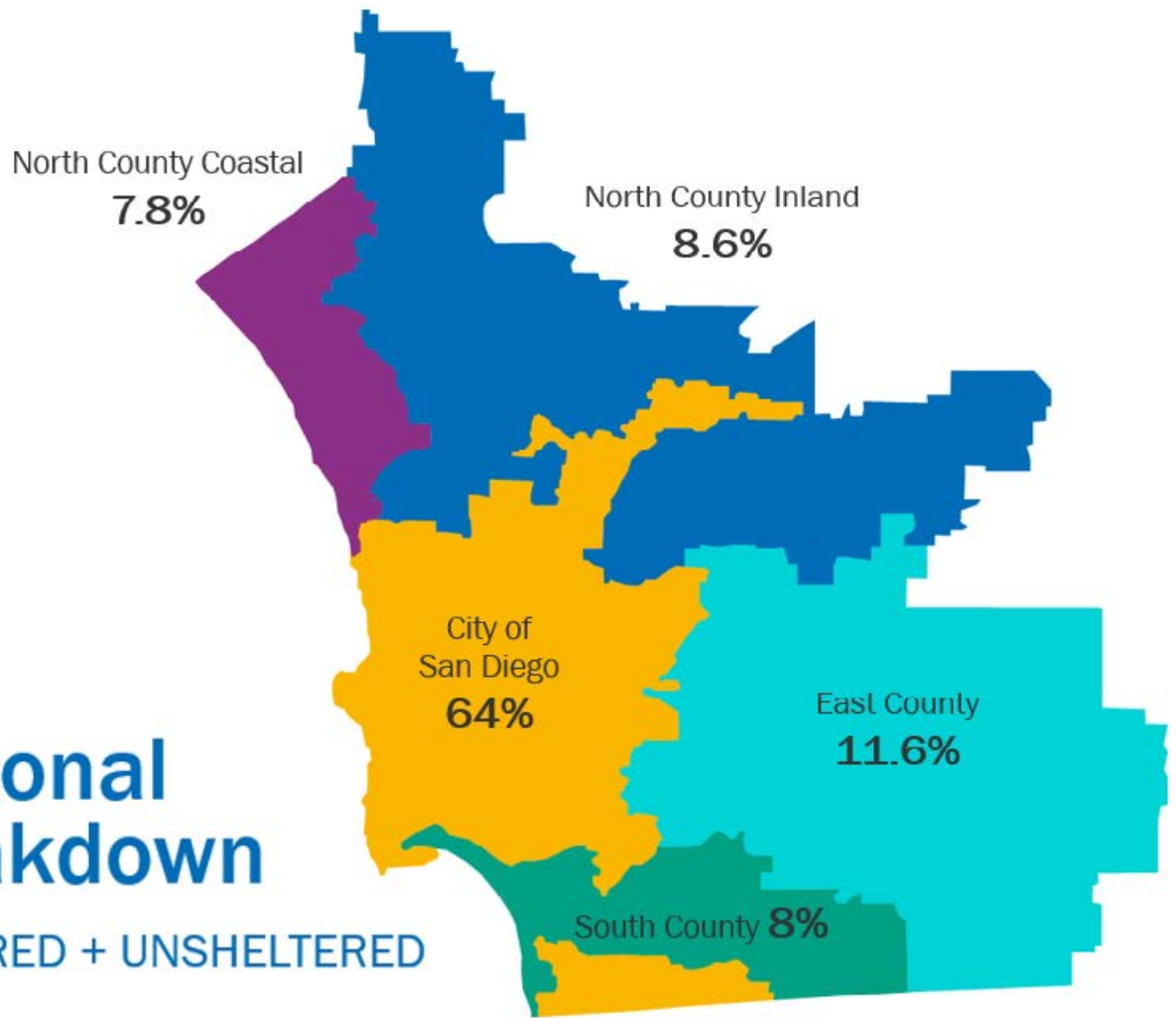
	American Indian	Asian or Asian American	Black, African American, or African	Native Hawaiian or Pacific Islander	Middle Eastern or North African	White	Multiple Races	Singularly Hispanic
Hispanic	1%	0%	4%	1%	0%	27%	1%	12%
Non-Hispanic	0.4%	1%	23%	1%	2%	25%	2%	0

■ Hispanic ■ Non-Hispanic



Regional Breakdown

SHELTERED + UNSHELTERED



	% of the Region	Total Homeless Persons
City of San Diego	64%	6,783
North County Inland	8.6%	876
North County Coastal	7.8%	865
South County	8%	849
East County	11.6%	1,232

